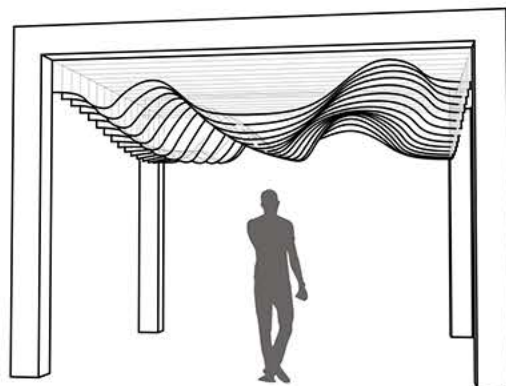
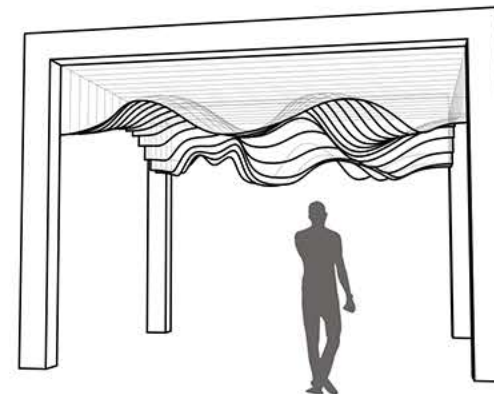


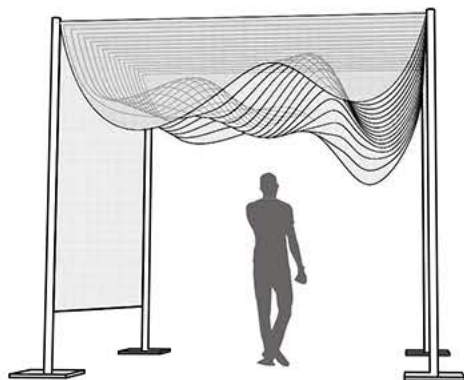
① **RUMBLE - HILL**
10' W x 10'H x 10'D
PANELS H 11" - 2'9"



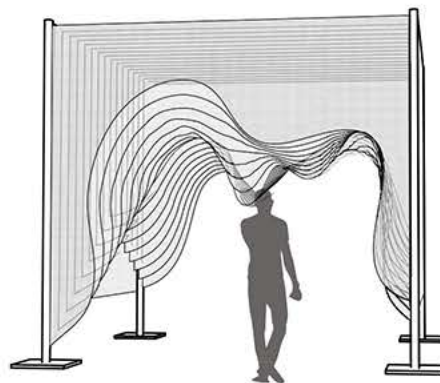
② **RUMBLE - TOPOGRAPHIC**
15' W x 15'H x 10'D
PANELS H 4" - 3'



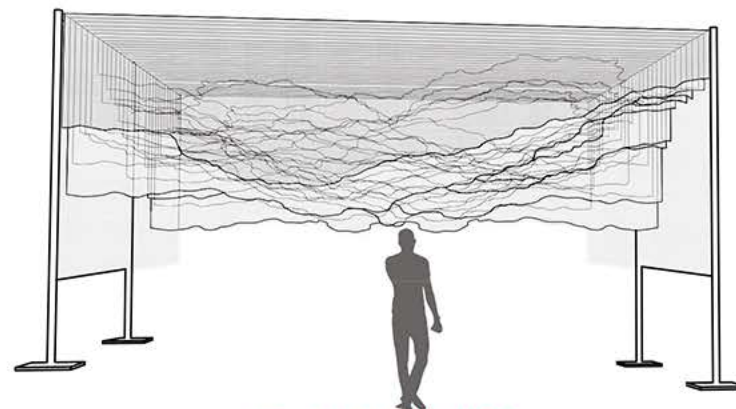
③ **RUMBLE - SEA FLOOR**
15' W x 15'H x 10'D
PANELS H 7" - 3'6"



④ **UNDULATION**
10' W x 10'H x 10'D
PANELS H 1'6" - 3'6"



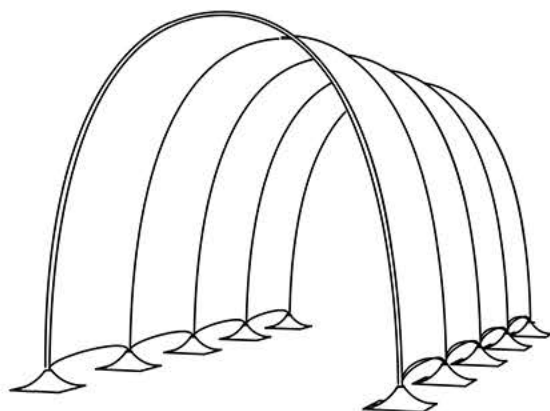
⑤ **FLOW**
10' W x 10'H x 10'D
PANELS H 6' - 9'



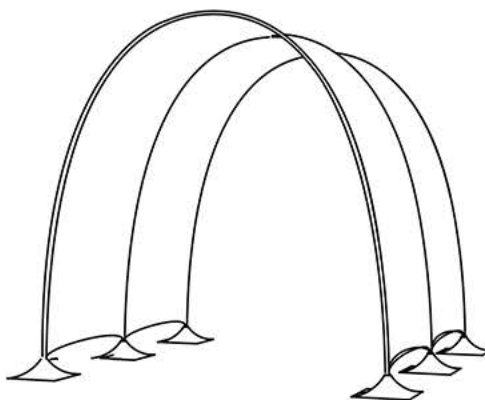
⑥ **CLOUDY WIDE**
20' W x 12'H x 10'D
PANELS H 3' - 6'4"

- FLOOR SUPPORTED OR SUSPENDED
- REQUIRES SUPPORT STRUCTURE OR RIGGING
- WHITE FABRIC
- DESIGNED FOR EASE OF INSTALLATION
- DIY OR ORIGINATORS CREW
- LIGHTING AND PROJECTION SURFACE

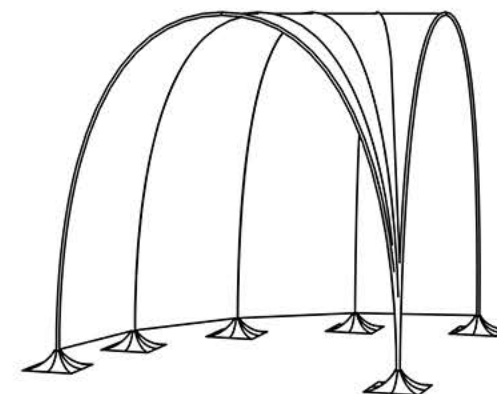
FOR: STAGE SETS • DANCE FLOOR
ENTRYWAYS • TUNNELS • RENTAL + CUSTOM
PARAMETRIC DESIGNS AVAILABLE



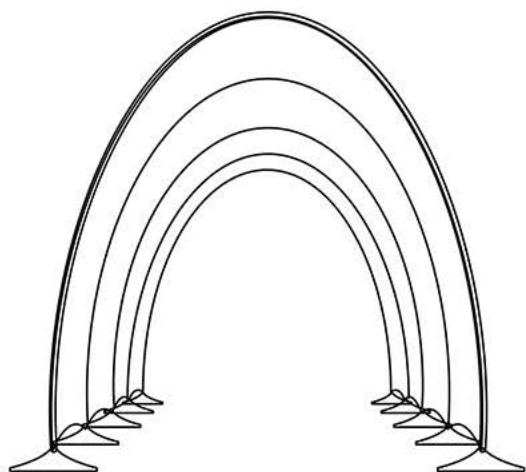
① SEE-SHELL TUNNEL
10' W x 10'H x 20'D



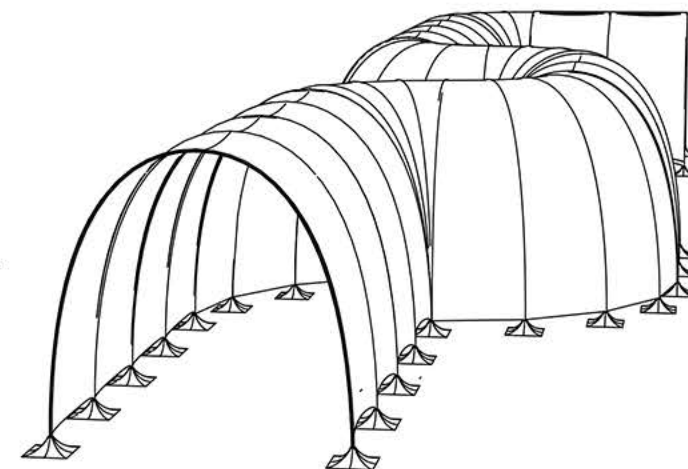
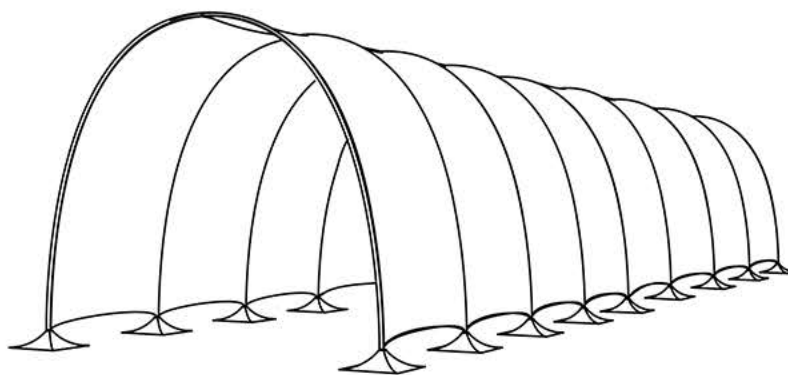
② HALF-SHELL TUNNEL
10' W x 10'H x 10'D



③ TURN
10' W x 10'H x 90° TURN



④ LIMITLESS SEE-SHELL TUNNEL
ZIPS SEAMLESSLY TOGETHER
10' W x 10'H x ____'D



SAMPLE TUNNEL CONFIGURATION

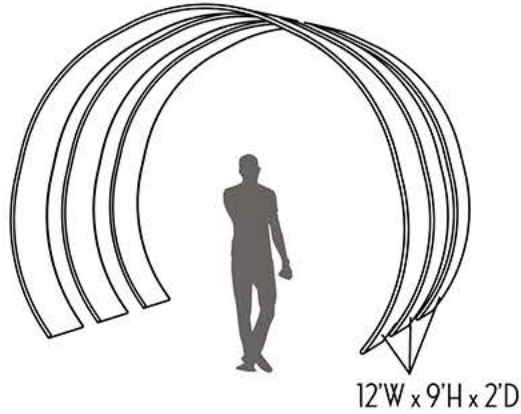
• DIY OR ORIGINATORS CREW
• WHITE FABRIC

• LIGHTING AND PROJECTION SURFACE
• FLEXIBLE DIMENSIONS

• TUNNELS-R-US.COM
• BASEPLATES REQUIRED

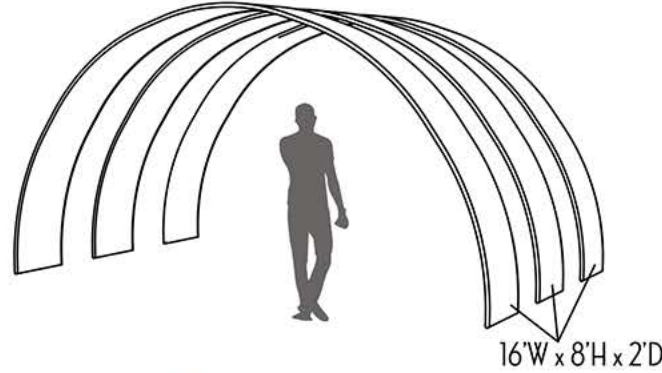
FOR:

• ENTRYWAYS • TUNNELS •



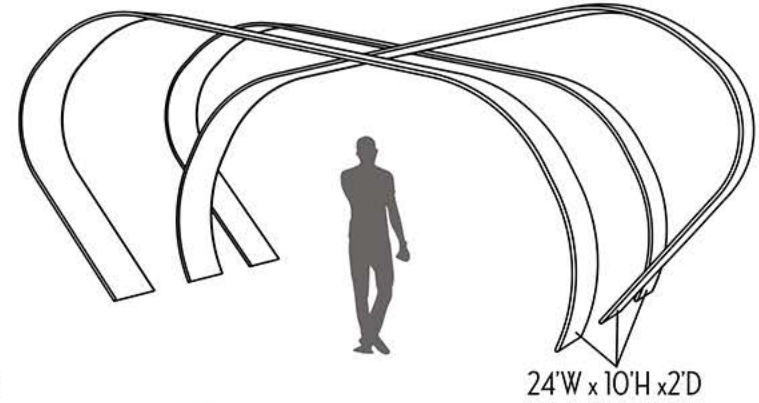
12'W x 9'H x 2'D

1 CURVED ARCH
12' W x 9'H x 8'D



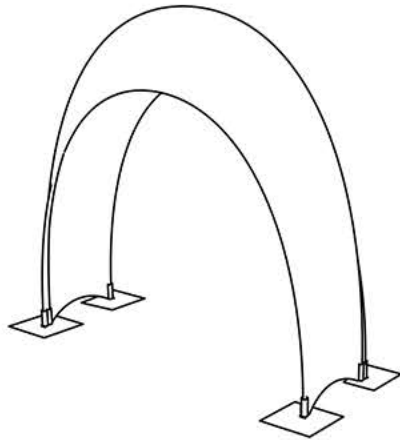
16'W x 8'H x 2'D

2 OPEN ARCH
16' W x 8'H x 8'D



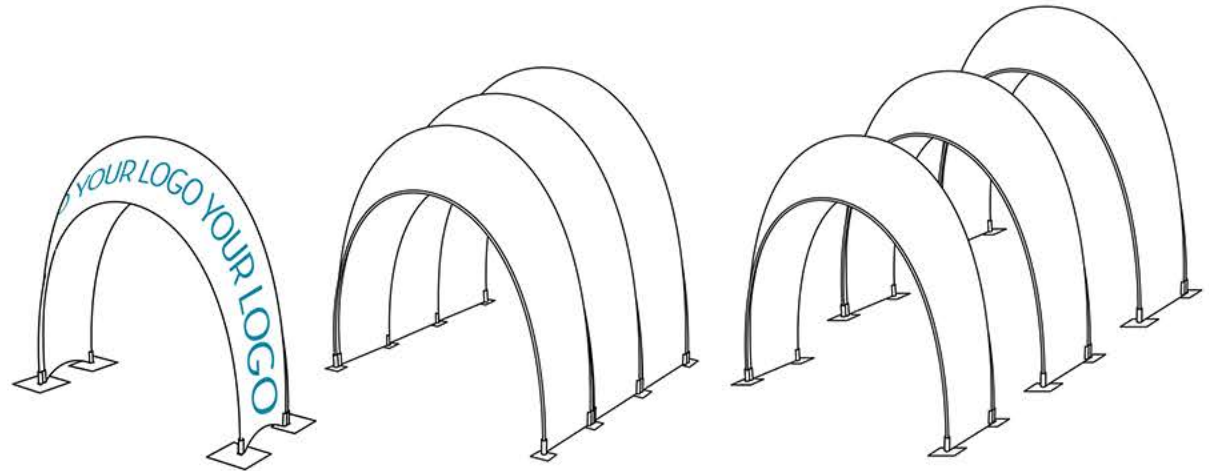
24'W x 10'H x 2'D

3 RIBS ARCH
24' W x 10'H x 8'D



4 CROSS-WAY ARCH
10' W x 10'H x 3'D

FLEXIBLE DIMENSIONS/BASEPLATES REQUIRED



SAMPLE CROSSWAY ARCH CONFIGURATIONS

• DIY OR ORIGINATORS CREW

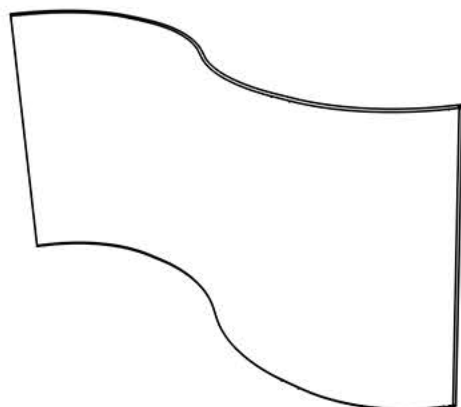
• LIGHTING AND PROJECTION SURFACE

• WHITE FABRIC

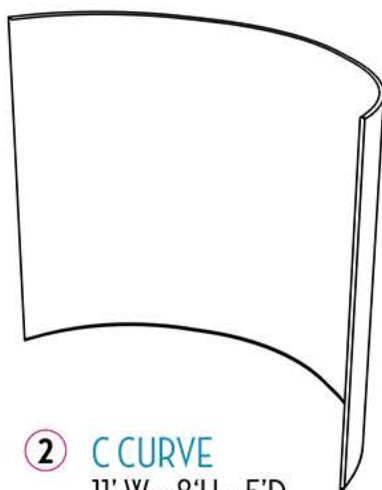
FOR:

• ENTRYWAYS • TUNNELS •


WAVE LENGTHS



① **S CURVE**
19' W x 8'H x 3'D

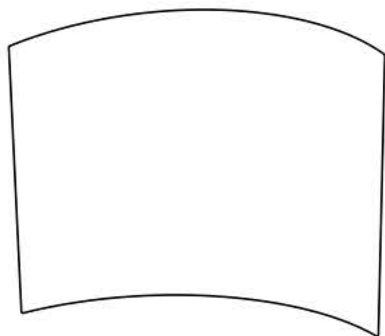


② **C CURVE**
11' W x 8'H x 5'D

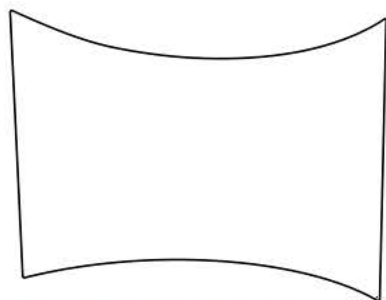


③ **FLAT**
10' W x 8'H

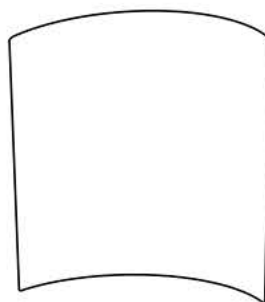
LANDSCAPES




④ **LARGE PEAK**
12'W x 10'H (CENTER)
9'H (SIDES) x 3' DEEP



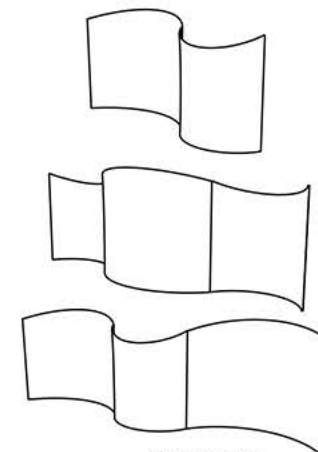
⑤ **LARGE VALLEY**
12'W x 9'H (SIDES)
8'H (CENTER) x 3' DEEP



⑥ **SMALL PEAK**
8'W x 9'H (CENTER)
8'H (SIDES) x 2'-6" DEEP



⑦ **SMALL VALLEY**
8'W x 8'H (SIDES)
8'H (CENTER) x 2'-6" DEEP



SAMPLE
CONFIGURATIONS

- DIY OR ORIGINATORS CREW
- WHITE FABRIC

- LIGHTING AND PROJECTION SURFACE
- ENDLESS CONFIGURATIONS

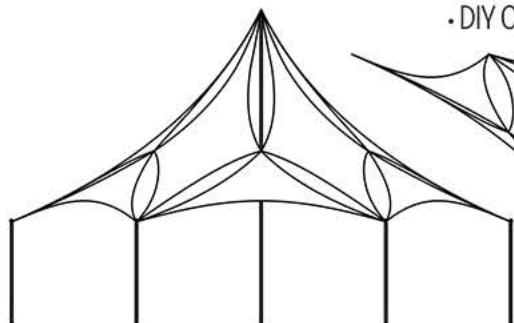
- FREE STANDING
- PACKS SMALL, PLAYS BIG

FOR:

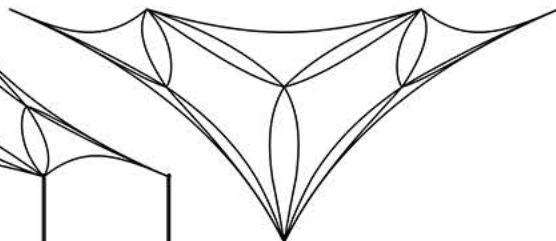
PORTABLE + TEMPORARY WALLS

FESTIVAL DECOR

- SHADE STRUCTURE
- 3-D PROJECTION STRUCTURE
- REQUIRES SUPPORT STRUCTURE OR RIGGING
- AVAILABLE IN WHITE OR COLORS
- DIY OR ORIGINATORS CREW

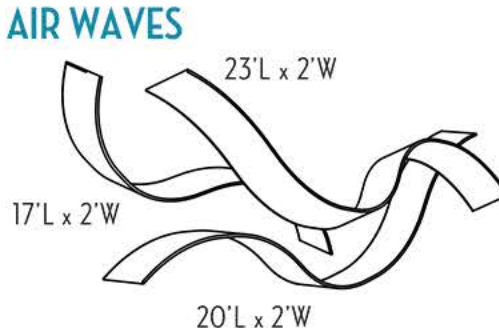


1 STILTED CHILL
40' W x 25'H x 40'D
OUTDOOR

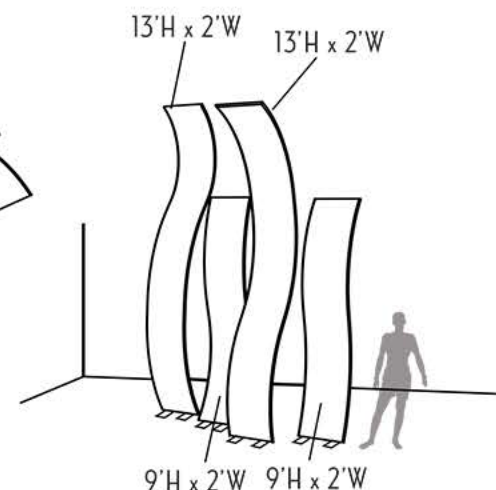


2 POLAR VORTEX
40' W x 25'H x 40'D
INDOOR

AIR WAVES

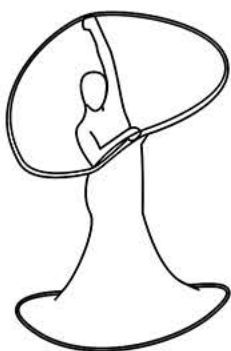


3 SUSPENDED AIR WAVES
23' W x 10'H
REQUIRES RIGGING




4 UPRIGHT AIR WAVES
13' W x 9'H
REQUIRES SUPPORT

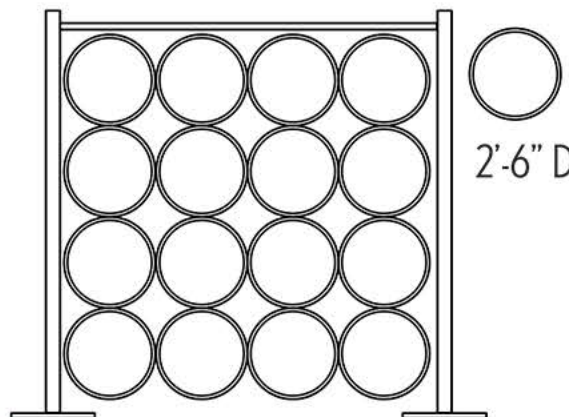
THE CIRCLE LINE




5 THE BELLES



6 CIRCLE
3 SIZES -
5'D, 10'D, 15'D



7 CIRCLE WALL
10'W X 10'H
(4) 2'-6" INDIVIDUAL CIRCLES
REQUIRES
STRUCTURE OR RIGGING



8 TRUMPETS
10'W X 16'H
10'W X 12'H
REQUIRES
PIPE AND BASE